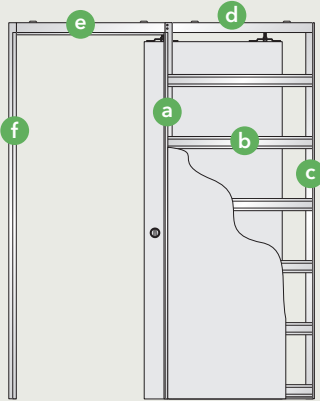


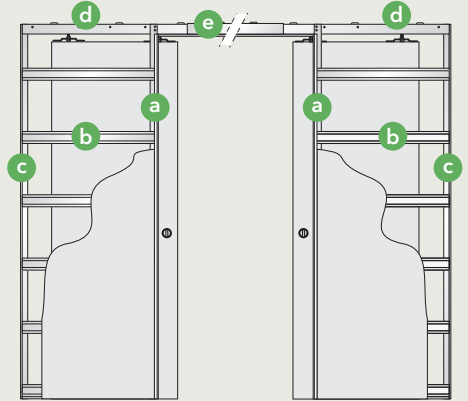
ECLISSE CLASSIC SYSTEM

ECLISSE CLASSIC SYSTEM

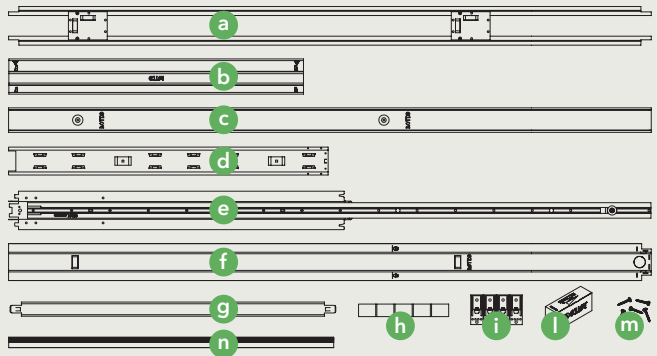
SINGLE DOOR EXAMPLE



DOUBLE DOOR EXAMPLE



LIST OF PARTS



METAL FRAMEWORK SINGLE KIT CONTENTS

- a: Central vertical
- b: Pocket horizontals
- c: Rear vertical
- d: Pocket header
- e: Top beam with track
- f: Metal door post

- g: Bracers (2 pcs)
- h: Polystyrene spacers
- i: Pocket-to-floor brackets
- l: Door mounting kit
- m: Pack of screws
- n: Anti-warp profile

PLEASE NOTE THE DOOR POST "f" IS NOT SUPPLIED WITH THE DOUBLE SYSTEM